


ACCESS YOUR MOUNTAINEER FLEXIBLE BENEFITS IN THE FBMC SYSTEM

Use the FBMC online portal to manage your Mountaineer Flexible Benefits like dental, vision, disability insurances and more.

Log In to the FBMC System

- 1 Go to myfbmc.com.
- 2 **Registered Users:** Enter your FBMC **email address** and **password**, and click **Submit**.
- 3 **New Users:** Select **Click here to register a new account**.



Access Your State of West Virginia Account

- 1 After logging in, keep 'STATE OF WEST VIRGINIA' selected.
- 2 Optionally, click 'Go Green' to receive email notifications instead of mailed letters.
- 3 Click **Access Selected Account**.



Log Out

Home

My Benefits ▼

My Account ▼

My Profile ▼

My Resources ▼

Contact Us ▼

Home // Accounts

Log Out

Contact Us

Resources

- Ask our Customer Care Center

myFBMC Account Access

Available Account(s):

- STATE OF WEST VIRGINIA

Your employer has chosen to participate in FBMC's **Go Green** initiative. By checking the box below, you will receive e-mail notifications whenever there is activity on your account, such as when a claim is received or paid.

NOTE: If the box below is not checked, you will not receive Go-Green notifications.

- **Go Green** Send me an e-mail for each active event on my account. For example, when a claim is received or paid, and if applicable, myFBMC CardSM activity.

Access Selected Account

[Click here to read our Online Account Policy](#)

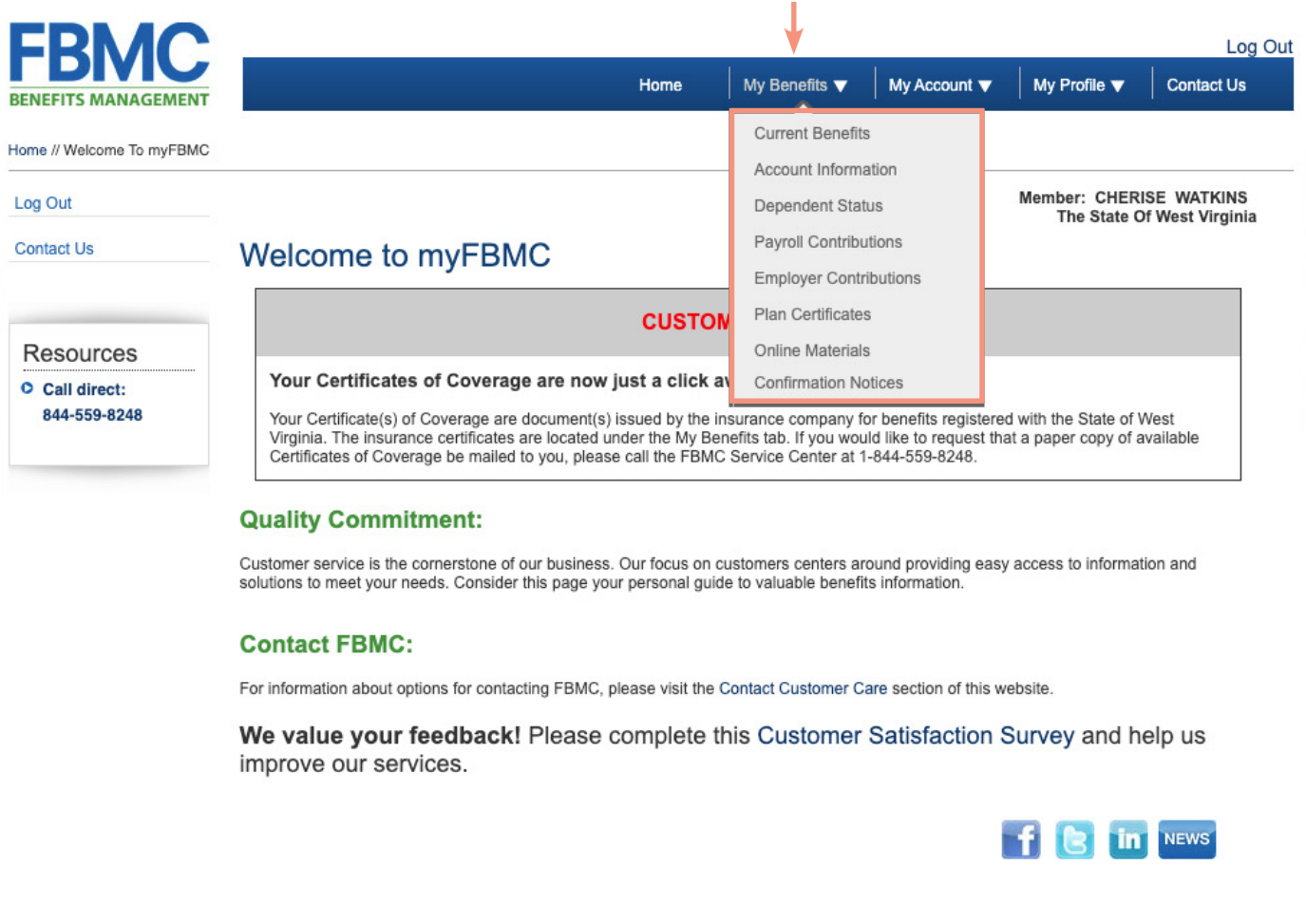
Update My Profile

Click the button below to update your email address or password.

Update Account Profile

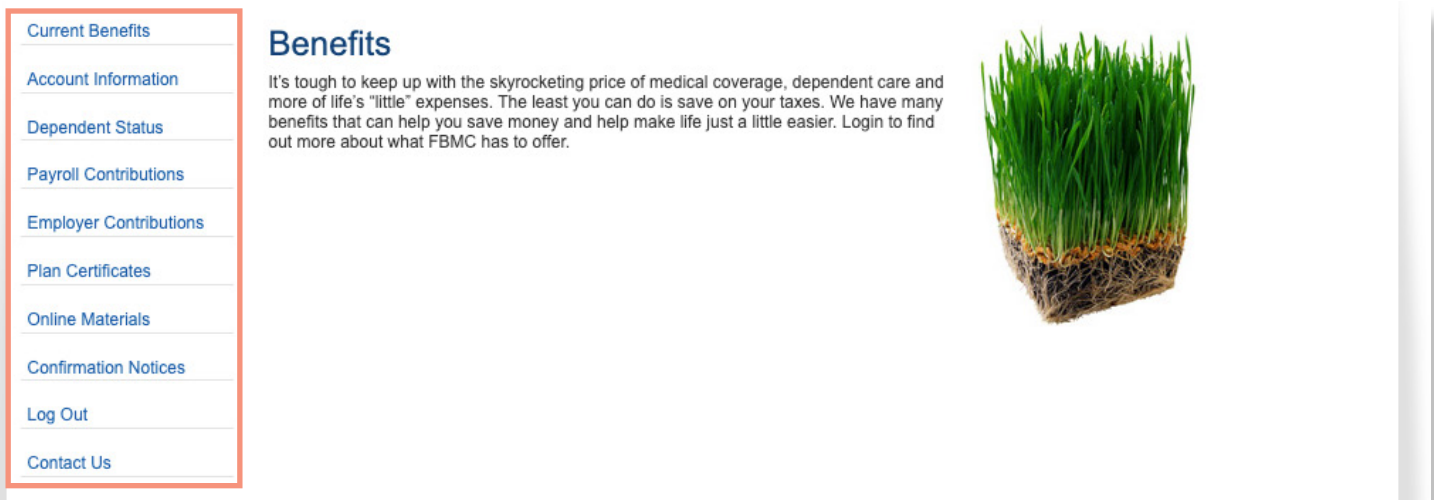
Access Your Flexible Benefits

- 1 Hover your mouse over the **My Benefits** drop-down menu.
- 2 Click **Current Benefits**, or select the information you would like to review.



The screenshot shows the myFBMC website interface. At the top left is the FBMC logo with the tagline "BENEFITS MANAGEMENT". The navigation bar includes "Home", "My Benefits" (with a dropdown arrow), "My Account" (with a dropdown arrow), "My Profile" (with a dropdown arrow), and "Contact Us". A "Log Out" link is in the top right corner. Below the navigation bar, the page content includes a "Welcome to myFBMC" message, a "CUSTOMER" banner, and a section titled "Your Certificates of Coverage are now just a click away". A dropdown menu is open under "My Benefits", listing options: "Current Benefits", "Account Information", "Dependent Status", "Payroll Contributions", "Employer Contributions", "Plan Certificates", "Online Materials", and "Confirmation Notices". A red arrow points to the "My Benefits" menu item. On the right side, the member's name "Member: CHERISE WATKINS" and "The State Of West Virginia" is displayed. On the left, there is a "Resources" section with a "Call direct: 844-559-8248" link. At the bottom right, there are social media icons for Facebook, Twitter, LinkedIn, and a "NEWS" button.

- 3 Once you click into a benefits page, you can also use the side-bar navigation menu.



The screenshot shows the myFBMC website interface with the side-bar navigation menu highlighted. The side-bar menu includes: "Current Benefits", "Account Information", "Dependent Status", "Payroll Contributions", "Employer Contributions", "Plan Certificates", "Online Materials", "Confirmation Notices", "Log Out", and "Contact Us". The main content area is titled "Benefits" and contains the text: "It's tough to keep up with the skyrocketing price of medical coverage, dependent care and more of life's 'little' expenses. The least you can do is save on your taxes. We have many benefits that can help you save money and help make life just a little easier. Login to find out more about what FBMC has to offer." To the right of the text is an image of a small pot of green grass with roots visible.